

FAQ

Grinder

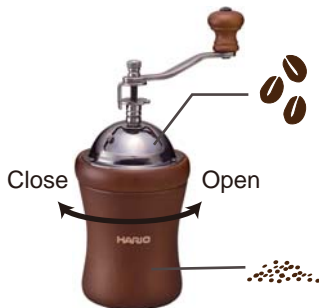
[Common]

Q. Where do I put the coffee beans into the coffee grinder? Where does the ground coffee come out?

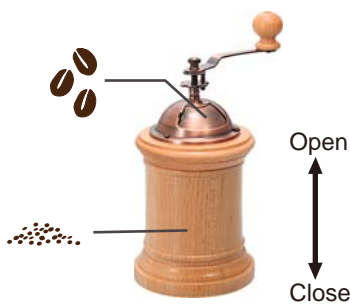
A. Open the lid and put the coffee beans in the hopper (top part). The ground coffee come out from the hopper and drop into the bottle (lower part). See the instruction manual of your coffee grinder further details.



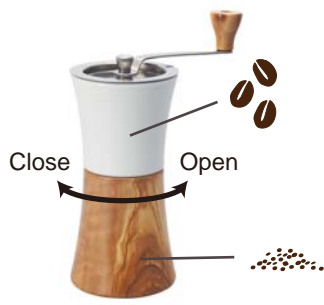
Coffee Mill Ceramic Slim (MSS-1)



Coffee Mill "Dome" (MCD-2)



Coffee Mill "Column" (CM-502C)



Ceramic Coffee Mill "Wood" (MCW-2-OV)



Ceramic Coffee Mill (MSCS-2)



Coffee Mill "Standard" (MCS-1)



Small Coffee Grinder (MM-2)



Canister Coffee Mill (CMHN-4)



Clear Coffee Grinder (MXR-2TB)